













X-TERRA 705




Field Guide








-  **Power**
Turns the detector On/Off.
-  **Mode**
Toggles between Coin & Treasure Mode (S) and Prospecting Mode (T).
Activates Target ID Stabiliser.
Selects the automatic option for Ground Balance and Noise Cancel.
-  **Patterns**
Scrolls through the different Discrimination Patterns.
-  **All Metal**
Toggles between the selected discrimination pattern and the All Metal pattern.
-  **Minus**
Adjusts settings, and scrolls to the left through the discrimination segments.
-  **Menu**
Enters the Menu.
Accesses and scrolls through the detecting settings.
-  **Pinpoint/Detect**
Pinpoint assists in locating the exact position of a target prior to recovery.
Detect exits menu settings and returns to detection.
-  **Plus**
Adjusts settings, and scrolls to the right through the discrimination segments.
-  **Accept/Reject**
Accepts or rejects discrimination segments.
-  **Ground Balance**
Accesses the Ground Balance Menu.
-  **Track**
Toggles between Ground Balance and Tracking Ground Balance.
-  **Backlight**
Turns the Backlight On/Off.






Discrimination Patterns

Numerical Target ID










-  **Battery**
Indicates remaining power.
-  **Headphones**
Indicates headphones are connected.
-  **Backlight**
Indicates that the Backlight is on.
-  **Target Stability**
Indicates that Target Stability is on.
-  **Reject Identification**
Appears when you reject a discrimination segment.

Discrimination Scale

-  **Coin & Treasure**
Indicates that you are in the Coin & Treasure Detect Mode.
-  **Prospecting**
Indicates that you are in the Prospecting Detect Mode.
-  **Track**
Indicates that Tracking Ground Balance is active.
-  **Beach**
Indicates that Ground Balance Beach is active.
-  **Sensitivity**
Indicates that you are in the Sensitivity menu.

Depth Gauge

-  **Ground Balance**
Indicates that you are in the Ground Balance menu.
-  **Noise Cancel**
Indicates that you are in the Noise Cancel menu.
-  **Threshold**
Indicates that you are in the Threshold menu.
-  **Volume**
Indicates that you are in the Volume menu.
-  **Tones**
Indicates that you are in the Tones menu.

- 1 Turn on (p. 12)**
- 2 Choose a detecting mode (p. 12)**
 **Coin & Treasure Mode (p. 18)**  **Prospecting Mode (p. 19)**
- 3 Choose a Discrimination Pattern (pp. 22–24) Set the Iron Mask Level (pp. 22–24)**
- 4 Set Noise Cancel (Auto or Manual) (pp. 32–33)**
- 5 Set Ground Balance (Auto, Manual or Track) (pp. 40–43)**
- 6 Begin detecting!**

QUICK START